















SPECIFICATIONS

	GEOLOGY	100% (top)
	TYPE	Sandstone
	PATTERN	
	HEIGHTS	18" x 48"
	LENGTHS	18" x 48"
	DEPTHS	5" - 7" thick
	COLORS	Various browns: buff, mocha, tan
	COVERAGE	
	WEIGHT	~480 lbs
	FLATS	
	CORNERS	
	NOTES	Product number: 7314 Up to 8 per pallet.

ASTM C-97

Water Absorption %
 Bulk Specific Gravity

ASTM C-170

Parallel to Rift, Dry (psi)
 Parallel to Rift, Wet (psi)
 Perpendicular to Rift, Dry (psi)
 Perpendicular to Rift, Wet (psi)

ASTM C-99

Parallel to Rift, Dry (psi)
 Parallel to Rift, Wet (psi)

ASTM C-880

Perpendicular to Rift, Dry (psi)
 Perpendicular to Rift, Wet (psi)

