















SPECIFICATIONS

	GEOLOGY	Sandstone
	TYPE	Flagstone
	PATTERN	Mosaic
	HEIGHTS	Random, 12" - 18" irregular
	LENGTHS	Random, 12" - 18" irregular
	DEPTHS	1.5" - 2.25"
	COLORS	Broad spectrum of warm hues including buff, tan, brown, chocolate, caramel.
	COVERAGE	70 - 80 square feet per ton
	WEIGHT	25 - 28 lbs per square foot
	FLATS	
	CORNERS	N/A
	NOTES	Smaller than full-flagstone sizes, steppers present a convenient landscape solution for winding paths and patios. 70 - 80 Square Feet Per Ton Full-Pallets Only

ASTM C-97

Water Absorption %
Bulk Specific Gravity

ASTM C-170

Parallel to Rift, Dry (psi)
Parallel to Rift, Wet (psi)
Perpendicular to Rift, Dry (psi)
Perpendicular to Rift, Wet (psi)

ASTM C-99

Parallel to Rift, Dry (psi)
Parallel to Rift, Wet (psi)

ASTM C-880

Perpendicular to Rift, Dry (psi)
Perpendicular to Rift, Wet (psi)

