















SPECIFICATIONS

	GEOLOGY	Mica-Schist Quartz (quartzitic sandstone)
	TYPE	
	PATTERN	1:1
	HEIGHTS	2-1/2"
	LENGTHS	4"-14"
	DEPTHS	1/2" to 3/4"
	COLORS	Beige, Bronze, Copper, Brown, Tan
	COVERAGE	
	WEIGHT	10 lbs per square foot
	FLATS	5 s/f Bag, 10 s/f Box, 120/180/200 s/f Crate
	CORNERS	5 l/f Bag, 10 l/f Box, 100 l/f Crate
	NOTES	Packaged assuming a tight-fit installation. Please review "Corners" installation PDF document.

ASTM C-97

Water Absorption %	.9
Bulk Specific Gravity	

ASTM C-170

Parallel to Rift, Dry (psi)	18175
Parallel to Rift, Wet (psi)	31470
Perpendicular to Rift, Dry (psi)	
Perpendicular to Rift, Wet (psi)	

ASTM C-99

Parallel to Rift, Dry (psi)	5584
Parallel to Rift, Wet (psi)	5502

ASTM C-880

Perpendicular to Rift, Dry (psi)	3984
Perpendicular to Rift, Wet (psi)	1064

