















SPECIFICATIONS

	GEOLOGY	Sandstone
	TYPE	
	PATTERN	
	HEIGHTS	2.25"
	LENGTHS	48"
	DEPTHS	2.50"
	COLORS	desert, tan, beige, brown
	COVERAGE	
	WEIGHT	20-25 lbs each
	FLATS	
	CORNERS	
	NOTES	

ASTM C-97

Water Absorption %
Bulk Specific Gravity

ASTM C-170

Parallel to Rift, Dry (psi)
Parallel to Rift, Wet (psi)
Perpendicular to Rift, Dry (psi)
Perpendicular to Rift, Wet (psi)

ASTM C-99

Parallel to Rift, Dry (psi)
Parallel to Rift, Wet (psi)

ASTM C-880

Perpendicular to Rift, Dry (psi)
Perpendicular to Rift, Wet (psi)

